

SPECIFICATIONS

	IC-A25NE	IC-A25CE
GENERAL		
NAV and COM	NAV and COM channels	COM channels
Frequency range	Tx: 118.000-136.992 MHz Rx: 108.000-136.992 MHz	Tx/Rx: 118.000-136.992 MHz
Number of memory channels	300 channels/15 groups	
Channel spacing	25/8.33 kHz	
Type of emission	6K80A3E, 5K00A3E	
Power supply requirement	7.2 V DC (BP-288), 11.0 V DC (External DC Jack)	
Current drain (approximately)		
Tx High	Less than 1.8 A	
Rx Max. audio/Stand-by	Less than 500 mA/90 mA typ. (GPS, Bluetooth®, Light: OFF)	
Antenna impedance	50 Ω	
Operating temperature range	-20°C to +55°C	
Dimensions (WxHxD) (Projections not included)	58.9 × 148.4 × 31.8 mm	
Weight (approximately)	384 g (with antenna and BP-288)	
TRANSMITTER		
Output power (at 7.2 V DC)	6.0/1.8 W typ. (PEP/carrier)	
Audio harmonic distortion	Less than 10% (at 85% modulation)	
Harmonics Spurious emissions	Less than -36 dBm (except operating frequency ±1 MHz)	
Frequency stability	±1 ppm	
RECEIVER		
Intermediate frequencies	46.35 MHz/450 kHz (1st/2nd)	
Sensitivity		
NAV (6 dB S/N)	Less than 0 dBμ	
COM (12 dB SINAD)	Less than 0 dBμ (with CCITT filter)	
Squelch sensitivity (at threshold)	Less than 0 dBμ	
Adjacent channel rejection	More than 60 dB	
Spurious response	More than 70 dB	
Ham and noise	More than 40 dB (at 90% modulation)	
Audio output power		
External speaker	530 mW typical (AM 8 Ω/60% Mod at 10% distortion)	
Internal speaker	1200 mW typical (AM 8 Ω/60% Mod at 10% distortion)	
Ext. speaker connector	3-conductor 3.5 (d) mm (1/8")/8 Ω	

Measurements made in accordance with EN300 676-2.
All stated specifications are subject to change without notice or obligation.

Applicable U.S. Military Specifications

Standard	MIL 810G	
	Method	Procedure
Low Pressure	500.5	I, II
High Temperature	501.5	I, II
Low Temperature	502.5	I, II
Temperature Shock	503.5	I-C
Solar Radiation	505.5	I
Rain Blowing/Drip	506.5	I, III
Humidity	507.5	II
Salt Fog	509.5	-
Dust Blowing	510.5	I
Immersion	512.5	I
Vibration	514.6	I
Shock	516.6	I, IV

Also meets equivalent MIL-STD-810-C, -D, -E and -F.

Ingress Protection Standard	
Dust and Water	IP57 (Dust-protection and Waterproof* protection) * One meter depth for 30 minutes.

- Supplied accessories:** (* May differ, depending on the radio version.)
- BP-288 battery pack
 - BP-289 battery case
 - BC-224 rapid charger
 - BC-123SE/SV AC adapter for BC-224*
 - OPC-2379 headset adapter
 - FA-B02AR antenna
 - MB-133 belt clip
 - Hand strap

Icom, Icom Inc. and Icom logo are registered trademarks of Icom Incorporated (Japan) in Japan, the United States, the United Kingdom, Germany, France, Spain, Russia, Australia, New Zealand, and/or other countries. Windows is either a registered trademark or a trademark of Microsoft Corporation in the United States and/or other countries. The Bluetooth® word mark and logos are registered trademarks owned by Bluetooth SIG, Inc. and any use of such marks by Icom Inc. is under license. IOS is a trademark or registered trademark of Cisco in the U.S. and other countries and is used under license. App Store is a service mark of Apple Inc. 3M, PELTOR, and WS are trademarks of 3M Company. All other trademarks are the properties of their respective holders.
*Bluetooth® connection has not been tested for all Bluetooth® compatible devices with this product. This does not guarantee that all devices will work with this product.

Icom Inc. 1-1-32, Kamiminami, Hirano-Ku, Osaka 547-0003, Japan Phone: +81 (06) 6793 5302 Fax: +81 (06) 6793 0013

www.icomjapan.com

Icom America Inc.
www.icomamerica.com

Icom (Europe) GmbH
www.icomeurope.com

Icom (Australia) Pty. Ltd.
www.icom.net.au

Your local distributor/dealer:

Icom Canada
www.icomcanada.com

Icom Spain S.L.
www.icomspain.com

Icom Asia Co., Ltd.
www.icomasia.com

Icom Brazil
E-mail: sales@icombrasil.com

Icom (UK) Ltd.
www.icomuk.co.uk

Icom France s.a.s.
www.icom-france.com

OPTIONS

<p>BATTERY PACK AND CASE</p> <p>BP-288 Li-ion 7.2 V 2200 mAh (min.) 2350 mAh (typ.) Waterproof</p> <p>BP-289 Battery case 6 × LR6 (AA). Water resistance</p>	<p>RAPID CHARGER</p> <p>BC-123S* BC-224 Charges the BP-288 in approximately 3 hours.</p> <p>* SE for Europe version. SV for Australia version.</p>	<p>CIGARETTE LIGHTER CABLE</p> <p>CP-20 To operate from a 12 or 24 V DC power source socket.</p>
<p>SPEAKER MICROPHONE</p> <p>HM-231 Waterproof</p>	<p>BELT CLIP</p> <p>MB-133</p>	<p>LEATHER BELT HANGERS</p> <p>MB-96N MB-96F MB-96FL Swivel type. Fixed type. Long type.</p>
<p>Bluetooth® HEADSET</p> <p>VS-3 The side tone function when connected to radio.</p>	<p>HEADSET ADAPTER CABLE</p> <p>OPC-2379</p>	<p>PROGRAMMING CABLE</p> <p>OPC-478UD USB type. OPC-2144 plug adapter cable required.</p>

ANTENNA
• **FA-B02AR** : Same as supplied.

APPLICATION/SOFTWARE
• **RS-AERO11*** : iOSTM application software for flight planning.
• **CS-A25** : Programming software for Windows® PC.

* The application for iOS™ can be download free from App Store.

VHF AIR BAND TRANSCEIVERS

Icom's Next Generation Air Band Radio with Built-in GPS and Bluetooth®



IC-A25NE
(NAV & COM channels)
Day mode screen

IC-A25CE
(COM channels)
Night mode screen



Redefining VHF Airband Communication from the Ground Up



General Functions

▶ 6 Watts High RF Output Power

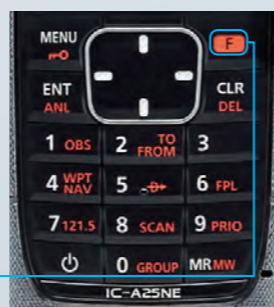
For expanded communication coverage, output power has been increased to approximately 6 W typical (PEP)/ 1.8 W typical (carrier) compared to the IC-A24E (5/1.5 W PEP/carrier).

▶ Easy-to-use Interface

Often used functions are assigned to the keypad and you can directly access a desired function. The enlarged flat sheet keypad offers smooth and swift operation.

After pushing the [F] key, you can directly access a function printed on the keypad in orange.

* Photo is of the IC-A25NE.



▶ 2.3 inch Large High Visibility LCD

The 2.3 inch large, high contrast and highly visible LCD displays user-friendly, graphic screens and ensures good readability under direct sunlight. The operating frequency in large characters can be recognized at a glance. In addition, the night mode option enables easy viewing in low light conditions.



Menu screen



Night mode screen

▶ “Flip-Flop” Channel Recall

The IC-A25NE/CE stores the last 10 channels used. You can easily recall those channels by using the directional keys, the channel knob or the keypad. This is convenient for switching between several channels, such as NAV and COM channels. In addition, you can freely edit (replace, delete and change order) the stored recall channels.



Recall channel screen

▶ Built-in Bluetooth® for Hands-Free Operation (for IC-A25NE)

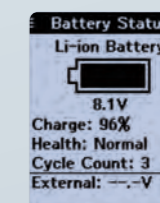
A third-party wireless Bluetooth® headset, like a 3M™ Peltor™ WS™ 5*, provides convenient hands-free operation. Also, by using the optional VS-3 Bluetooth® headset, the side tone function can be used.

* Compatibility not guaranteed.

▶ Intelligent Battery with Detailed Battery Status

The supplied BP-288, 2350 mAh typical intelligent battery pack, provides up to 10.5 hours* of operating time. You can check the condition of the battery pack in the battery status screen. This is very useful for optimum charging and battery health maintenance.

* Typical operation with Tx : Rx (Max.audio); standby=5:5:90. (Bluetooth® OFF, GPS ON)



Detailed battery information screen

Other Features

- IP57 dust-protection and waterproof construction
- Operate with six AA size alkaline batteries with the BP-289 battery case
- BNC antenna
- 121.5 MHz emergency key
- Priority watch
- VFO scan, memory channel scan, priority scan
- ANL (Auto Noise Limiter) for noise reduction
- Side tone function enables you to hear your own voice from an external aviation headset
- Internal VOX capability
- 300 memory channels (in 15 memory groups) with 12 character names
- 8.33 kHz channel spacing

Navigation Functions*

(for the IC-A25NE)

▶ VOR Navigation Functions

The **CDI (Course Deviation Indicator)** is detailed like a real VOR instrument, and displays any deviation from your course.

The **OBS (Omni Bearing Selector)** enables you to change course from the original flight plan.

The **TO-FROM indicator** shows the position relationship between your aircraft and the course selected by the OBS.


The **ABSS (Automatic Bearing Set System)** function enables you to set the current course as a new course in two simple steps.



VOR screen

▶ Near Station Search Function


The near station search function assists you in accessing nearby ground stations. The function searches for nearby stations using the station memories that have GPS position information. To use the near station search function, location data and frequencies of the ground stations must be programmed.



Near station search function screen

▶ Built-in GPS Receiver with Simplified Waypoint NAV

The simplified waypoint NAV guides you to a destination by using current position information from GPS (also GLONASS and SBAS). The waypoint NAV has two functions: Direct-To NAV and Flight Plan NAV. Up to 10 flight plans and 300 waypoints can be memorized in the IC-A25NE.

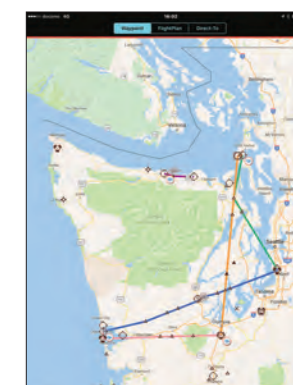


Waypoint NAV screen

▶ Flight Plan with iOS™ App

Using the RS-AERO1I (iOS) application, you can make flight plans on an iOS device and import the plan into the IC-A25NE via Bluetooth®.

The following four functions are available: create a flight plan, set Direct-To NAV, display flight plan information and display waypoint information.



RS-AERO1I map screen example ©2017 Google-Map data ©2017 Google

* Additional certification may be required for some countries. Enquire with your local authority for details.

VHF AIR BAND TRANSCEIVERS
IC-A25NE (NAV & COM channels)
IC-A25CE (COM channels)

